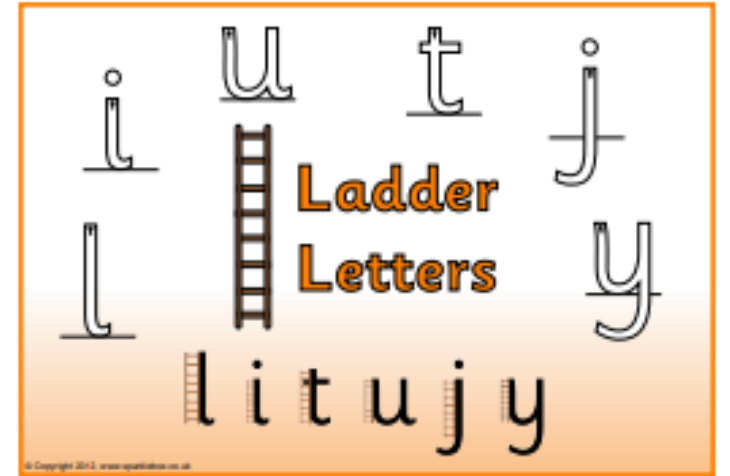
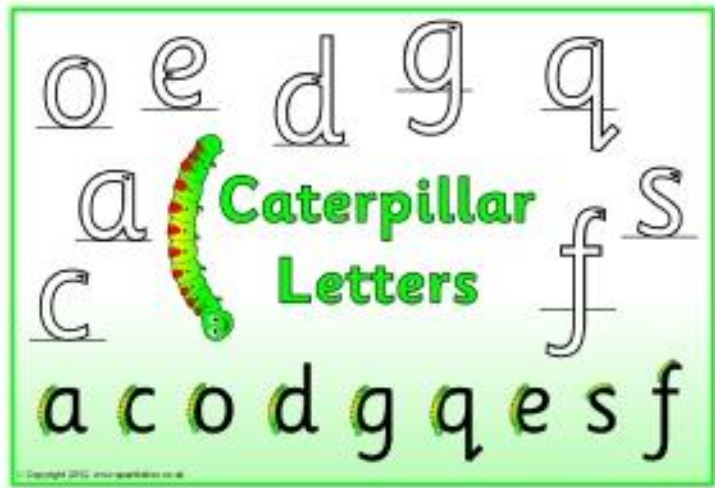
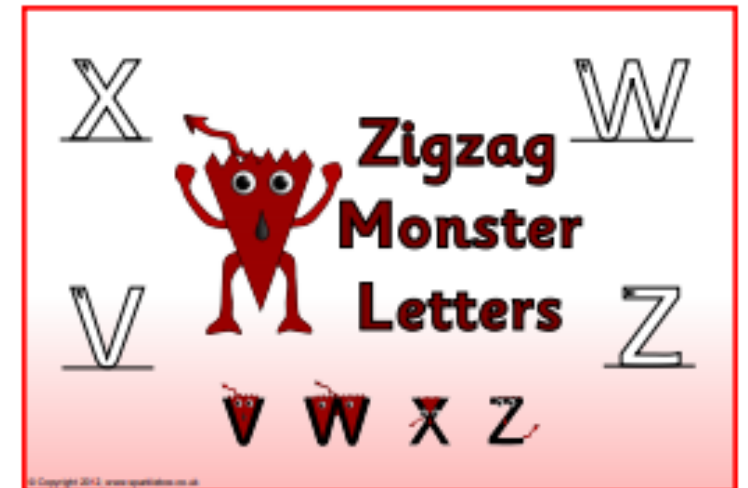
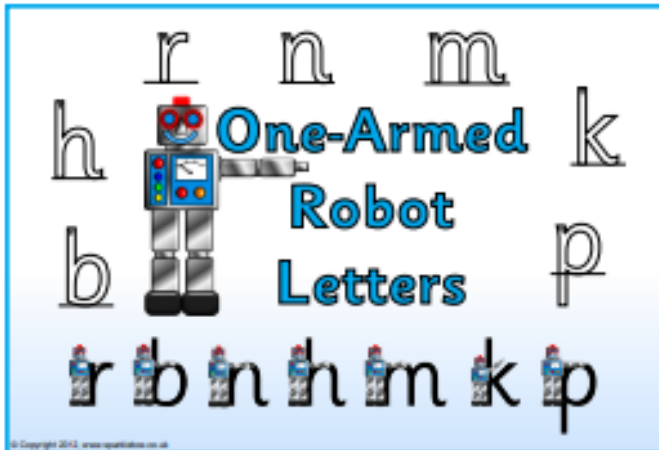


Check out your letter formation. Are you forming them all correctly.



Phonics

YR R



Monday

Phonics on the Farm

Fill in the missing vowel digraphs.

or

ar

ee

oa

ow

er



sh____p



b____n



c_____



farm_____



g____t




f____k


Tuesday Phonics at the zoo

Read the sentences and then write a sentence of your own.


We are all at the zoo.



This croc has lots of big teeth.



She has a long neck.



Wednesday

Outdoor Phonics

Use chalk to write as many words as you can starting with the following sounds:

st **tr** **gr** **fl**



Thursday



Play a game of phonics musical statues. Ask a grown-up to write some decodable words on pieces of paper (you could use words, such as boat, book, leaf). Put some music on and have a dance around. Once the music stops, run to one of the words and sound it out.

You could use words from the first 100 words list.

<p>a an and as at back big but can dad get got had him his if in is it mum not of off on up go I into no the to</p>	<p>down for look now see that them then this too will with</p> <p>all are be he her me my she they was we you</p>	<p>children from help it's just went</p> <p>come do have like little one out said so some there were what when</p>	<p>about by came day don't here house I'm made make old put saw time very your</p> <p>asked called could looked Mr Mrs oh people their</p>
Phase 2	Phase 3	Phase 4	Phase 5

Friday

said	were	there
have	like	little

so	one	do
when	some	out

Print out the bingo cards. Write all the tricky words on bits of paper and put them in a bag. Choose a card each and pick a word at a time from the bag. The winner is the 1st to cover all their words. Good luck.

come	what	said
were	have	there

like	little	so
one	do	when